

205 SERIES

Horizontal Hold Down Clamps | Product Overview

Features:

- Smallest of the Horizontal Hold Down clamps
- Ideal for light duty clamping in tight spaces
- Stainless steel models furnished without plastic grip

Applications:

- Assembly
- Closures
- Woodworking
- Light duty clamping

Also Available:

See page MC-ACC-1 for accessories
Accommodates M4 or #8 spindle accessory

205-U/USS
Flanged Base
U-Bar



-USS Stainless Steel Model

205-UB ⓘ
Straight Base
U-Bar



205-UL ⓘ
Left Flanged Base
U-Bar



205-UR ⓘ
Right Flanged Base
U-Bar



205-S/SSS
Flanged Base
Solid Bar



-USS Stainless Steel Model

205-SB ⓘ
Straight Base
Solid Bar



205-SL ⓘ
Left Flanged Base
Solid Bar



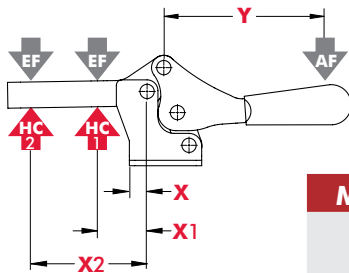
205-SR ⓘ
Right Flanged Base
Solid Bar



Technical Information

Model	Max. Holding Capacity	Clamp Bar Opening (+10°)	Handle Opening (+10°)	Weight	Accessories (Supplied)	
					Spindle Assembly	Flanged Washers
205-U	270N [60 lbf]	90°	80°	0,03kg [0.06lb]	205208-M	105106
205-UB ⓘ						
205-UL ⓘ						
205-UR ⓘ	340N [75 lbf]	94°	82°		205943-M	105906
205-USS						
205-S						
205-SB ⓘ	270N [60 lbf]	94°	82°	205208-M	--	
205-SL ⓘ						
205-SR ⓘ						
205-SSS	340N [75 lbf]				205943-M	

ⓘ This item is available upon request

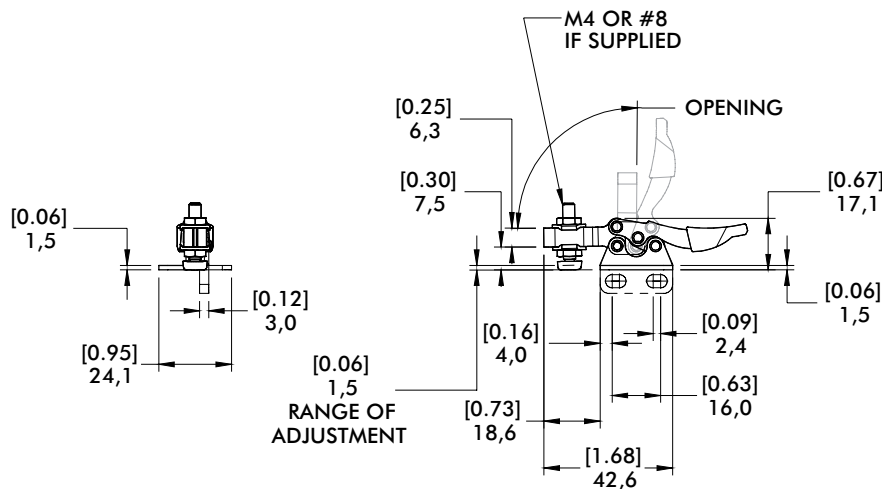
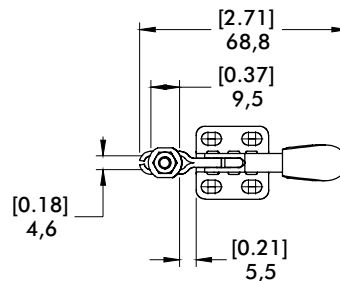


Model	X	X1	X2	Y	±HC1	±HC2	±EF(X1):AF	±EF(X2):AF
U		[0.43] 11			[60lbf.] 270N	[50lbf.] 220N	9:1	5:1
USS	[0.22] 5,6		[0.81] 20,5	[1.31] 33,2	[75lbf.] 340N	[65lbf.] 290N		
S		--			--	[60lbf.] 270N	--	4:1
SSS						[75lbf.] 340N		

Dimensions shown "mm [inch]" ± HC = Holding Capacity, EF = Exerting Force, AF = Applied Force
See page MC-TEC-4 for additional information.

Dimensions | -U/-UB/-UL-/-UR/-USS/-S/-SB/-SL/-SR/-SSS

205-U
Flanged Base
U-Bar



205-S
Flanged Base
Solid Bar

